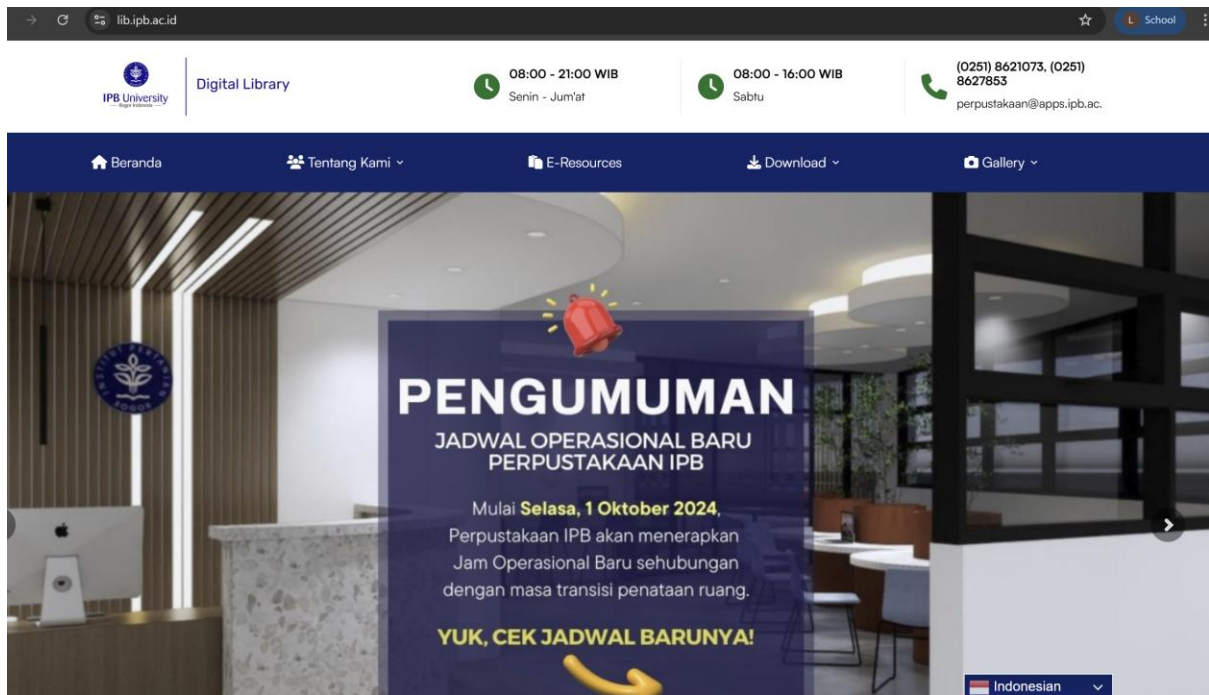



## Panduan Akses Scopus dan Science Direct pada jaringan diluar kampus

Buka web perpustakaan: lib.ipb.ac.id



2. Buka menu Eresources, Klik Database Scopus / Science Direct



#### 4. Klik Create account, kemudian pilih Sign in via your organization

Brought to you by IPB University



Scopus

Search

Sources

SciVal



Create account

Sign in

### Start exploring

Documents

Authors

Researcher Discovery

Organizations

Search tips

Search within  
Article title, Abstract, Keywords

Search documents \*

+ Add search field + Add date range Advanced document search >

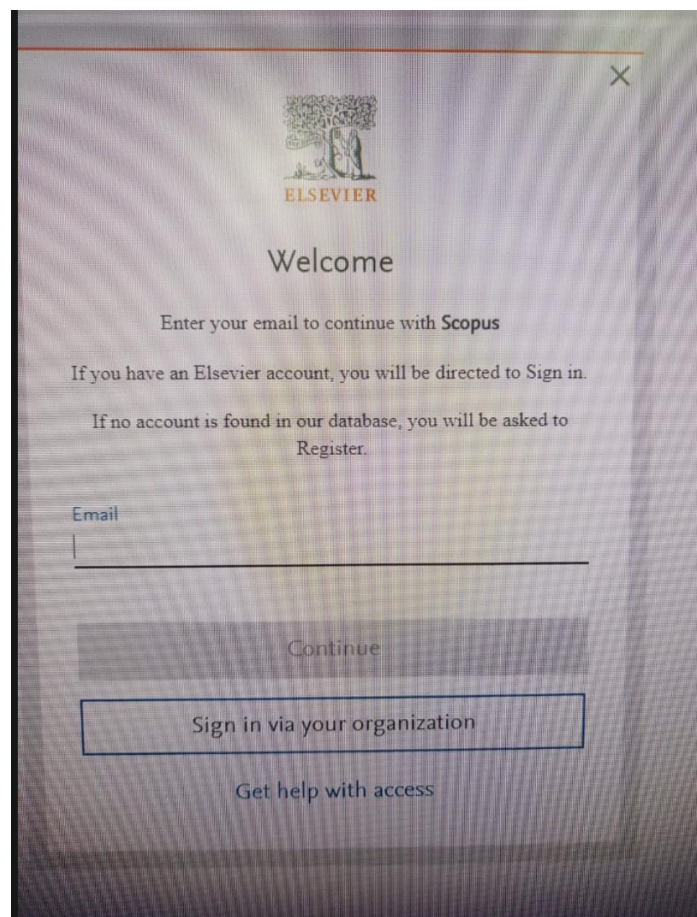
Search

Search History

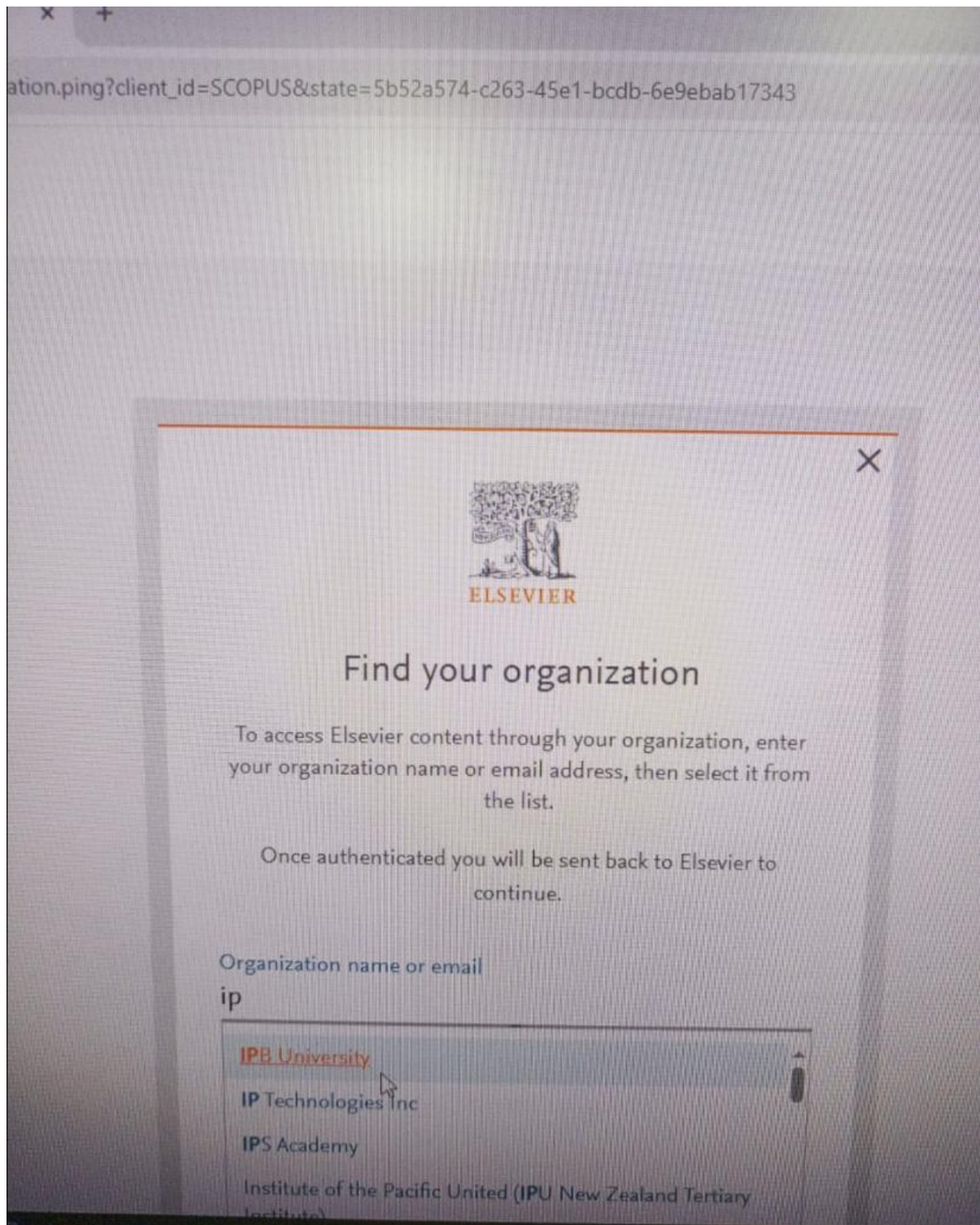
Saved Searches



Start searching and your history will appear here. If you




5. Ketikan IPB University atau Alamat email apps ipb



The image shows a web browser window with a URL containing "client\_id=SCOPUS&state=5b52a574-c263-45e1-bcdb-6e9ebab17343". A modal window is open with the Elsevier logo and the text "Find your organization". Below this, instructions state: "To access Elsevier content through your organization, enter your organization name or email address, then select it from the list." and "Once authenticated you will be sent back to Elsevier to continue." A search input field contains "ip" and a dropdown menu is open, listing "IPB University" (highlighted), "IP Technologies Inc", "IPS Academy", and "Institute of the Pacific United (IPU New Zealand Tertiary Institute)".

ation.ping?client\_id=SCOPUS&state=5b52a574-c263-45e1-bcdb-6e9ebab17343

  
ELSEVIER

### Find your organization


To access Elsevier content through your organization, enter your organization name or email address, then select it from the list.

Once authenticated you will be sent back to Elsevier to continue.

Organization name or email  
ip


- IPB University**
- IP Technologies Inc
- IPS Academy
- Institute of the Pacific United (IPU New Zealand Tertiary Institute)

6. Masukkan email apps>> klik continue



ELSEVIER

## Enter your organizational email



IPB University

Organizational email

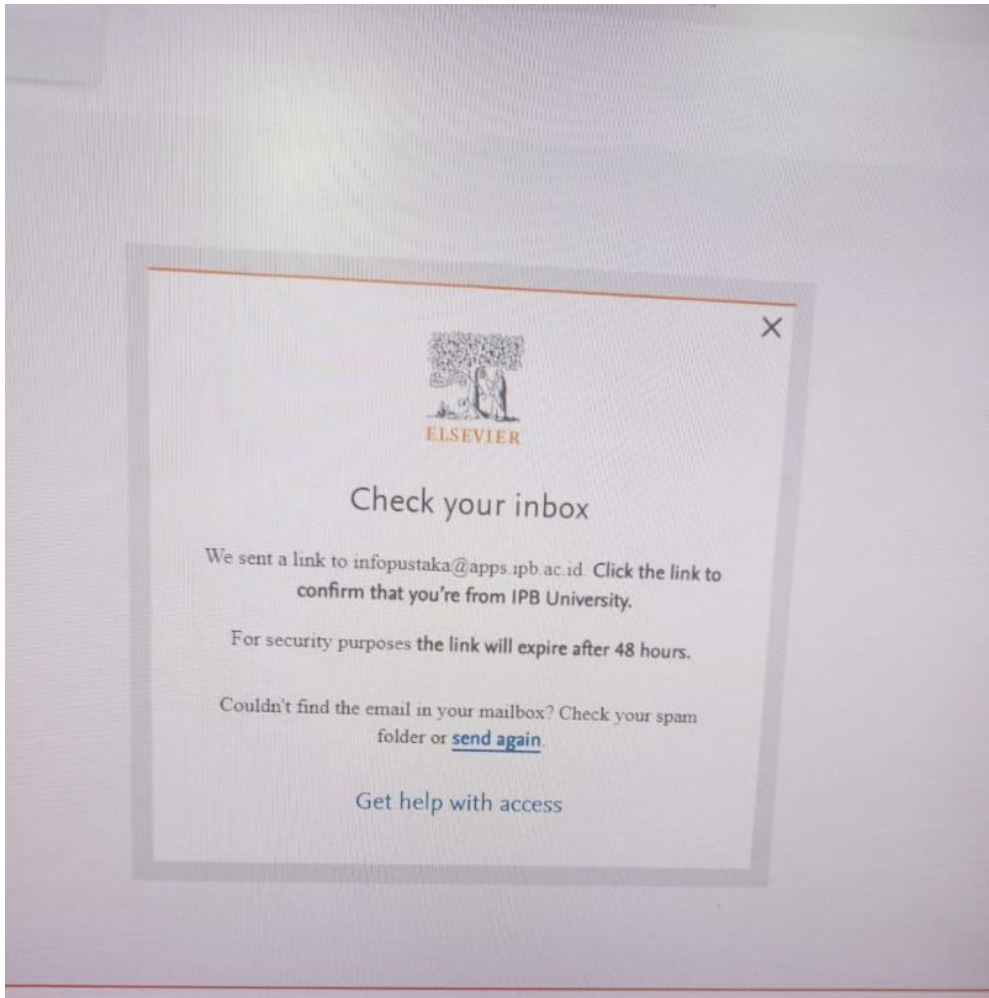
infopustaka@apps.ipb.ac.id

---

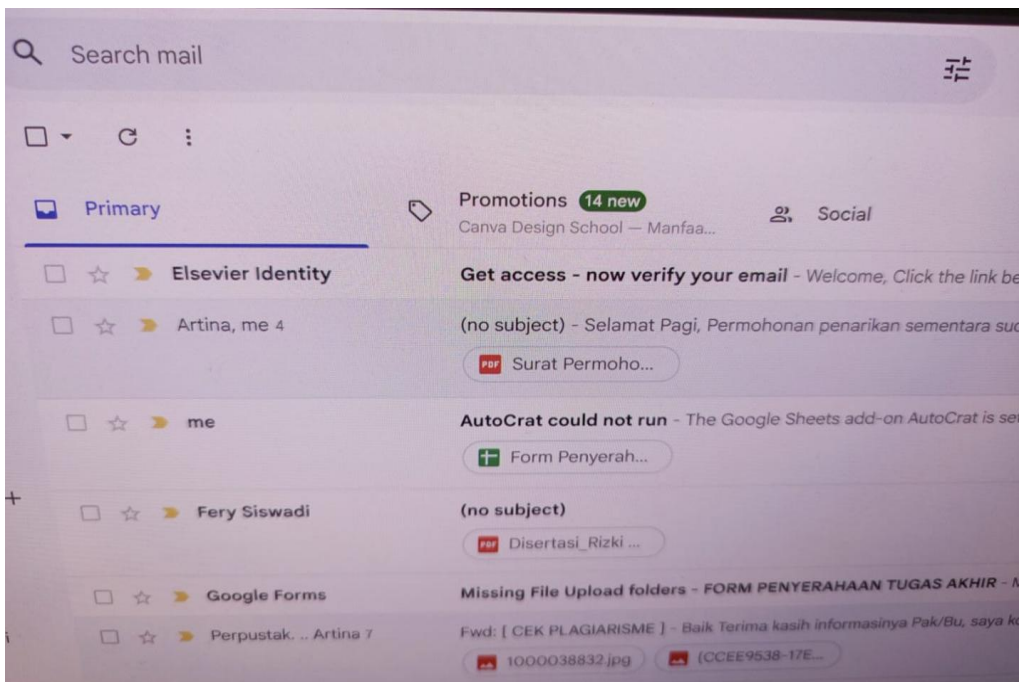
Continue

Access via another organization

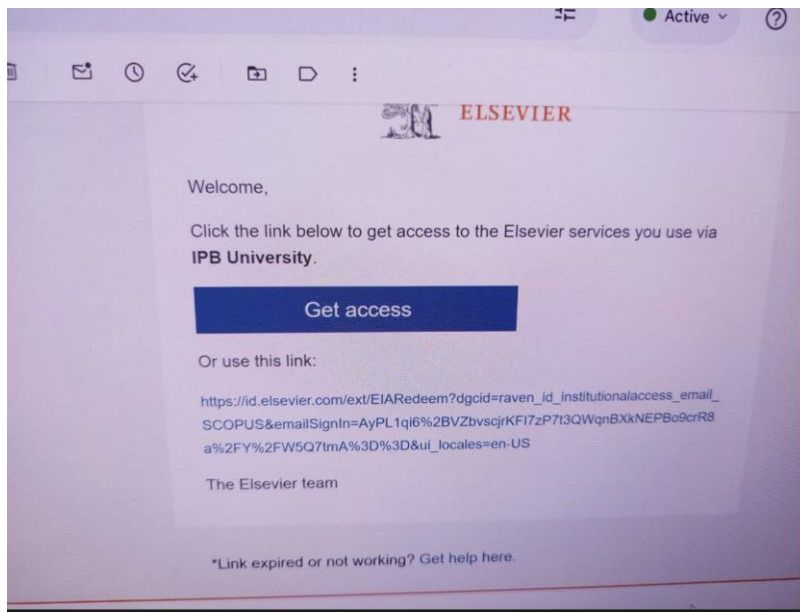
Get help with access



## 7. Periksa inbox di email apps



Klik Get access atau link dibawahnya



Isi form berikut>> klik register

Email  
infopustaka@apps.ipb.ac.id

Given name  
info

Family name  
pustaka

Password  
.....

Choose a unique password with minimum 8 characters.  
Include at least 1 number, a mix of lowercase and uppercase  
letters and 1 symbol to make your password strong.


Stay signed in (not recommended for shared devices)

Elsevier may send you information about relevant products  
and events. If you do not wish to receive such messages,  
tick the checkbox.

By continuing you agree with our [Terms and conditions](#) and  
[Privacy policy](#).

Register

Untuk membuka lagi, masuk Scopus>> Sign in>> masukan email dan password



ELSEVIER

## Sign in

Enter your password to sign in to **Scopus**

Email  
infopustaka@apps.ipb.ac.id

Password

[Forgot password?](#)

Stay signed in (not recommended for shared devices)

**Sign in**

Sign in with a one-time link

Sudah berhasil login menggunakan akun dengan logo inisial di bagian kanan atas

Brought to you by IPB University



Scopus

## Start exploring

[Documents](#) [Authors](#) [Researcher Discovery](#) [Organizations](#)

[Search tips](#) [?](#)

Search within  
Article title, Abstract, Keywords



Search documents \*

[+ Add search field](#) [📅 Add date range](#) [Advanced document search >](#)

Search [Q](#)

[Search History](#) [Saved Searches](#)



Start searching and your history will appear here. If you need help to start searching, see our [search tips](#).